



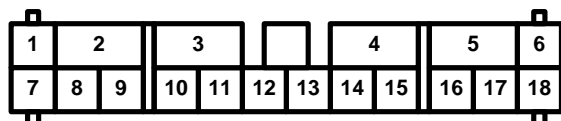
Connector Terminal Views

156. Main Under-hood Fuse/Relay Box

- Right rear of engine compartment
- On right-side engine compartment wire harness

Connector A

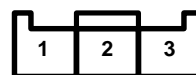
- Light Green



- | | |
|--|--|
| 1 — | 9 '02-'05: BLU/RED (Horns) |
| 2 RED/YEL
USA: (Headlights)
Canada: (DRL) | 10 — |
| 3 RED/YEL
USA: (Headlights)
Canada: (DRL) | 11 ORN (Circuit 61) |
| 4 RED/WHT, RED/WHT
USA: (Headlights)
Canada: (DRL) | 12 BLU/RED
USA: (Headlights)
Canada: (DRL) |
| 5 — | 13 — |
| 6 WHT/GRN (ABS) | 14 — |
| 7 — | 15 — |
| 8 BLU/RED (Horns) | 16 — |
| | 17 WHT/GRN (Fuse 46 – PGM-FI) |
| | 18 — |

Connector C

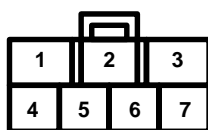
- Brown



- | |
|------------------|
| 1 BLU/WHT (HVAC) |
| 2 WHT (Fuse 42) |
| 3 — |

Connector B

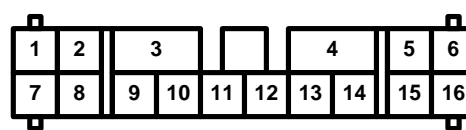
- Brown



- | |
|---|
| 1 WHT/BLU (ABS) |
| 2 GRY (Fuse 55) |
| 3 GRY/RED (Fuse 52) |
| 4 WHT/BLK (Fuse 49 – Hazard warning lights) |
| 5 WHT/GRN (Fuse 47) |
| 6 WHT/BLK (Fuse 51) |
| 7 YEL (Fuse 54) |

Connector D

- Light Green



- | | |
|---------------------|----------------------|
| 1 BLK/YEL (Fuse 20) | 9 BLK/YEL (Fuse 20) |
| 2 — | 10 — |
| 3 BLU/BLK (Fans) | 11 RED (HVAC) |
| 4 BLU/YEL (Fans) | 12 GRN (Fans) |
| 5 — | 13 — |
| 6 — | 14 BLK (G201) |
| 7 BLU/RED (HVAC) | 15 — |
| 8 — | 16 BLK/YEL (Fuse 20) |